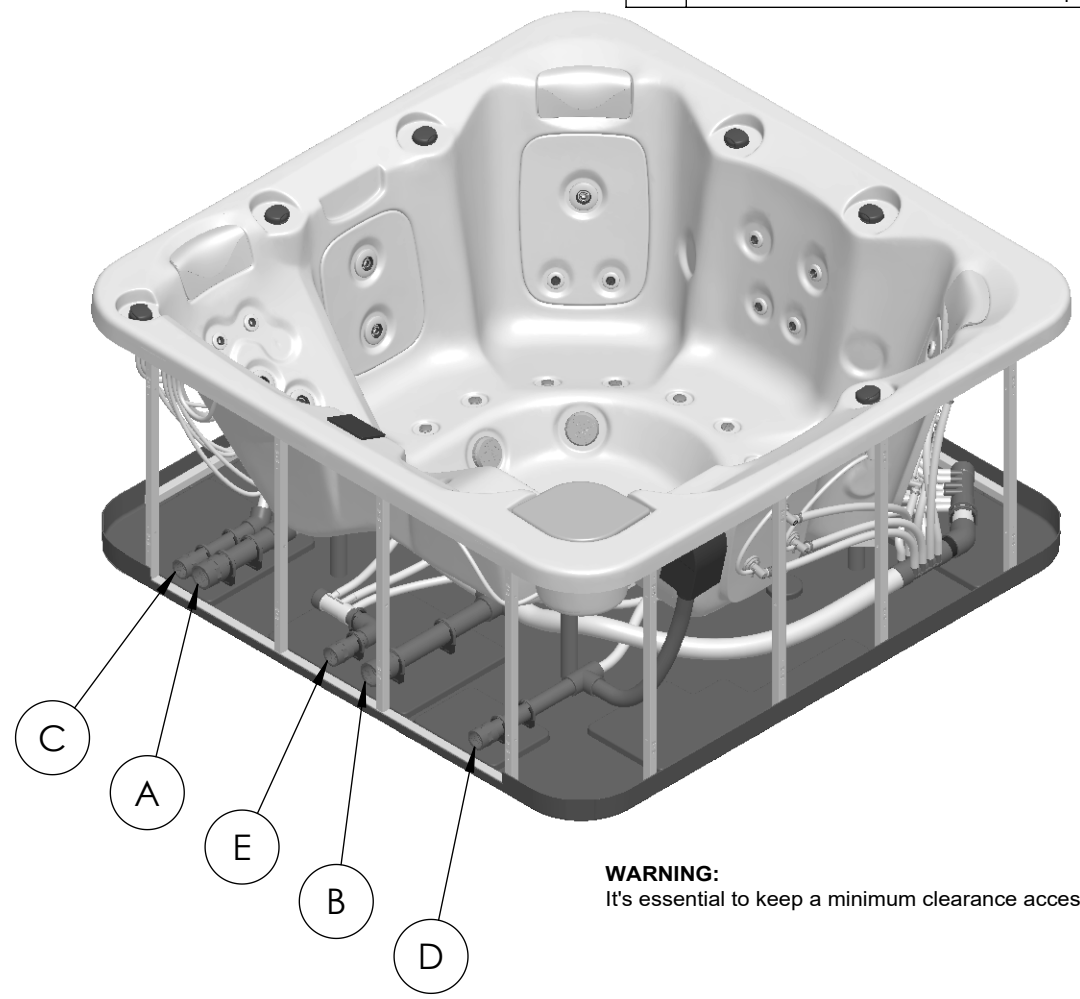
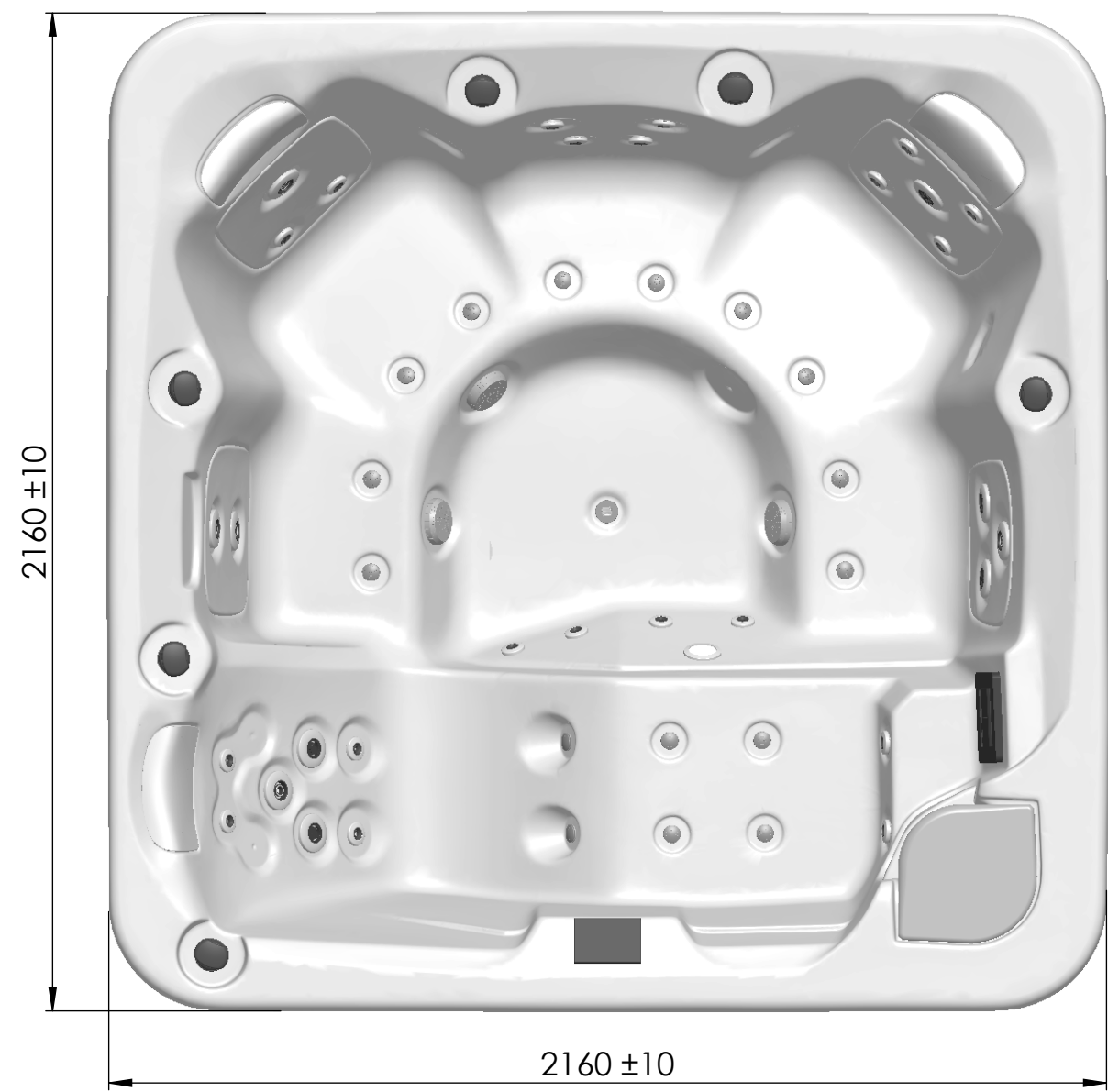
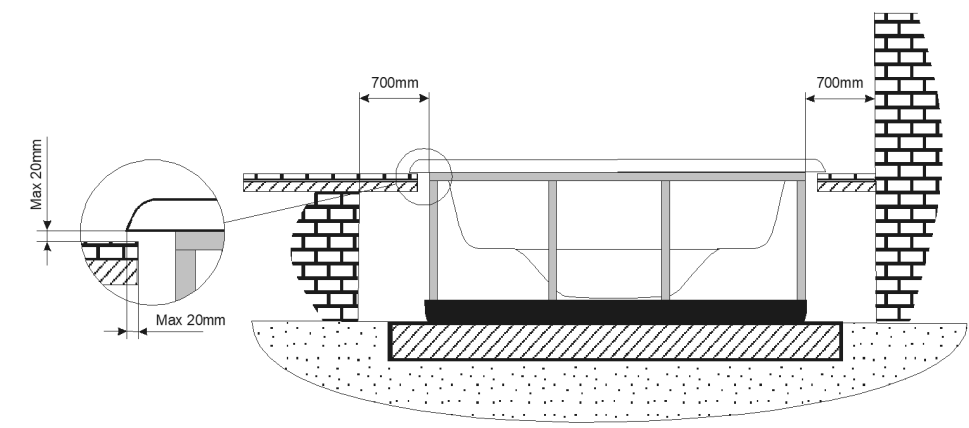


A	Suction-Water Massage Pump 1	Ø 63 FEMALE SOCKET
B	Return-Water Massage Pump 1	Ø 63 FEMALE SOCKET
C	Return-Air Massage	Ø 50 FEMALE SOCKET
D	Suction Filtration Pump Bottom Spa	Ø 50 FEMALE SOCKET
E	Return-Filtration Pump Inlets	Ø 50 FEMALE SOCKET



WARNING:
It's essential to keep a minimum clearance access of **700mm** all around.



↑ ↑
HYDRAULIC CONNECTIONS ACCESS

*According to our policy of continuous improvement, dimensions, features or components of this product can be partially or completely changed without prior notice.
It's Customer responsibility to verify that this is the last version of the drawing.*

Revisión	Date Fecha	Name Nombre	Modification Modificación
01	01/10/2020	A. Miquel	Sumidero de seguridad añadido
02	12/04/2024	A Arconada	Actualitzem plantilla

Dimensions in mm. General Tolerances +/- 10mm			COMMERCIAL			
Drawn	Date	Name	iberspa	Code 78678	Rev. 02	Size A3 First Angle Projection
Checked	12/04/2024	X. Codina				
Scale 1:15	General Tolerance					
Sheet 1/1	DIN 7168 ISO 2768g					
Property of IBERSPA S.L. Avda. Pla d'Urgell 2-8 25200 Cervera, Spain. Don't use without permission. Keep this information confidential and use it solely for the permitted purpose.						