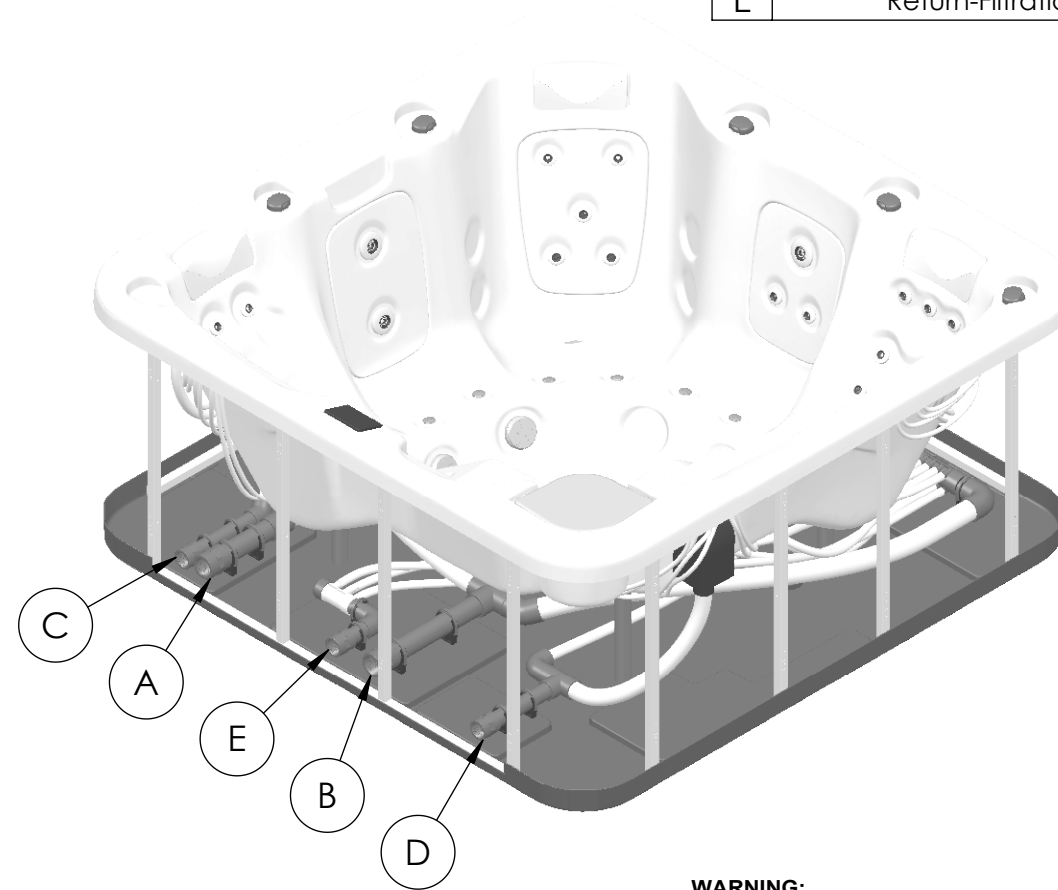
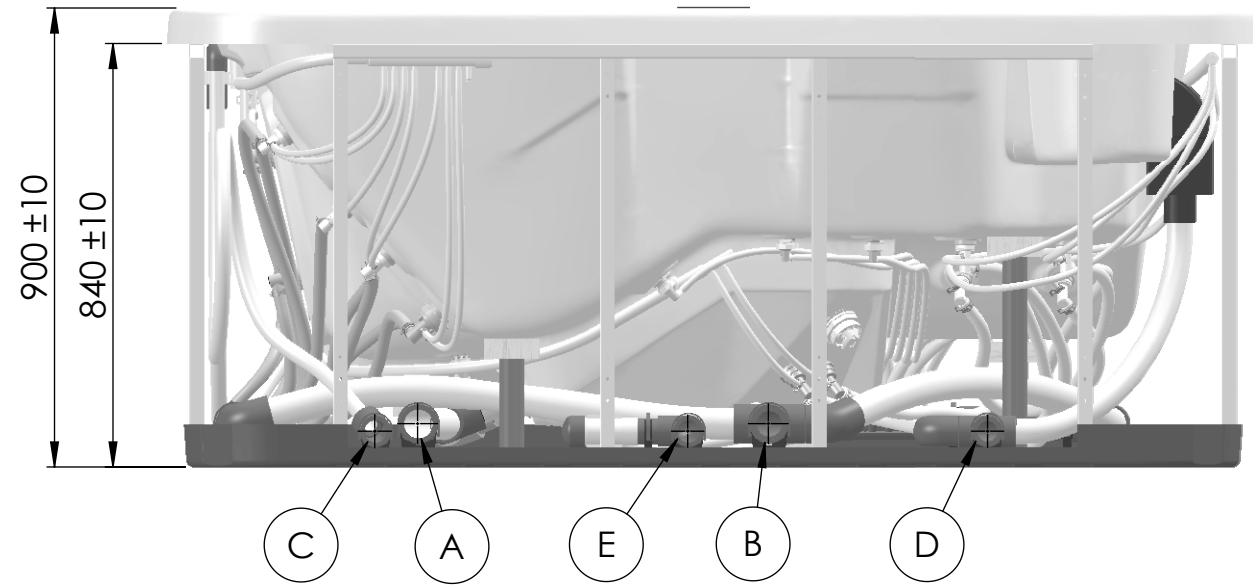
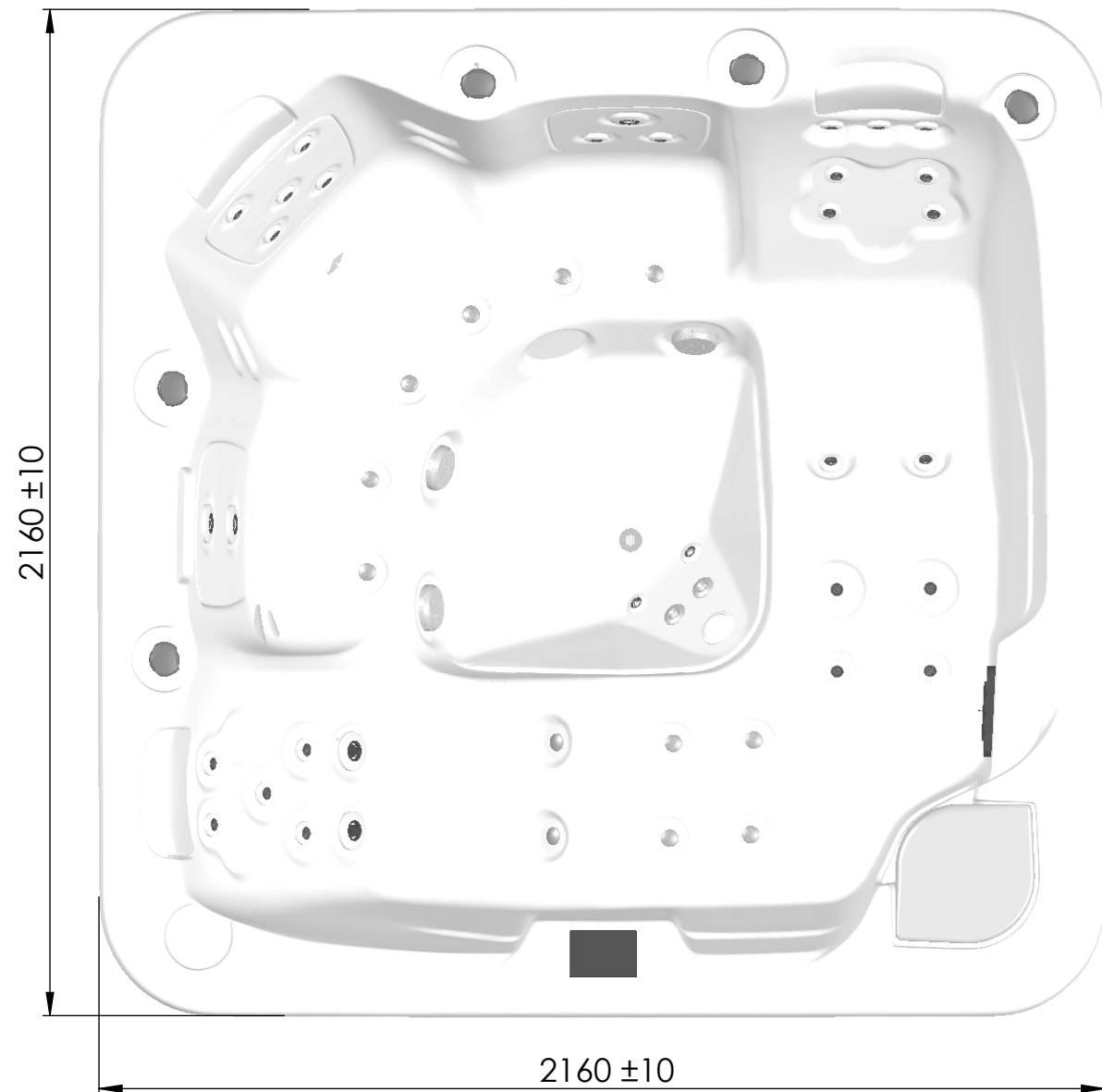
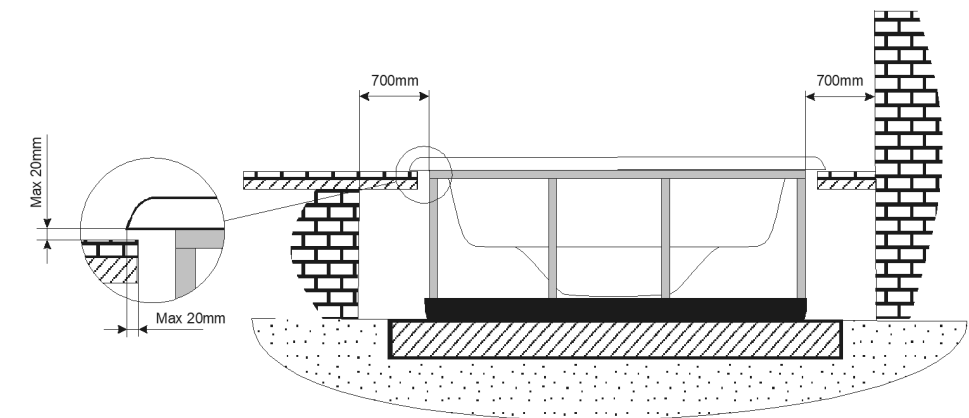


A	Suction-Water Massage Pump 1	Ø 63 FEMALE SOCKET
B	Return-Water Massage Pump 1	Ø 63 FEMALE SOCKET
C	Return-Air Massage	Ø 50 FEMALE SOCKET
D	Suction Filtration Pump Bottom Spa	Ø 50 FEMALE SOCKET
E	Return-Filtration Pump Inlets	Ø 50 FEMALE SOCKET



**WARNING:**  
It's essential to keep a minimum clearance access of **700mm** all around.



↑ ↑  
**HYDRAULIC CONNECTIONS ACCESS**

*According to our policy of continuous improvement, dimensions, features or components of this product can be partially or completely changed without prior notice.  
It's Customer responsibility to verify that this is the last version of the drawing.*

01	30/09/2020	A. Miquel	Embornal de seguridad añadido
02	27/03/2024	Anna A.	Actualitzem plantilla plànol
Revision	Date Fecha	Name Nombre	Modification Modificaci3n
Dimensions in mm. General Tolerances +/- 10mm			<b>COMMERCIAL</b>
Drawn	Date	Name	Code
Checked	28/08/2019	A. Miquel	78769
Scale 1:15	27/03/2024	X. Codina	
Sheet 1/1	General Tolerance DIN 7168 ISO 2768g		Rev. 02
Property of IBERSPA S.L. Avda. Pla d'Urgell 2-8 25200 Cervera, Spain. Don't use without permission. Keep this information confidential and use it solely for the permitted purpose.			Size A3 First Angle Projection